





DOOR EDGE LOCK CUT TEMPLATE

Door Edge Part No:

- 301 
- 302 
- 303 
- 304 
- 306 
- 307 

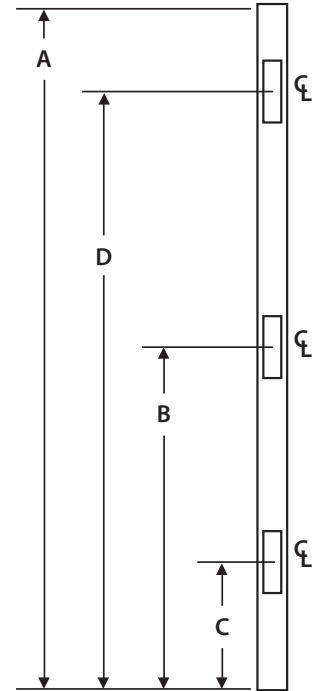
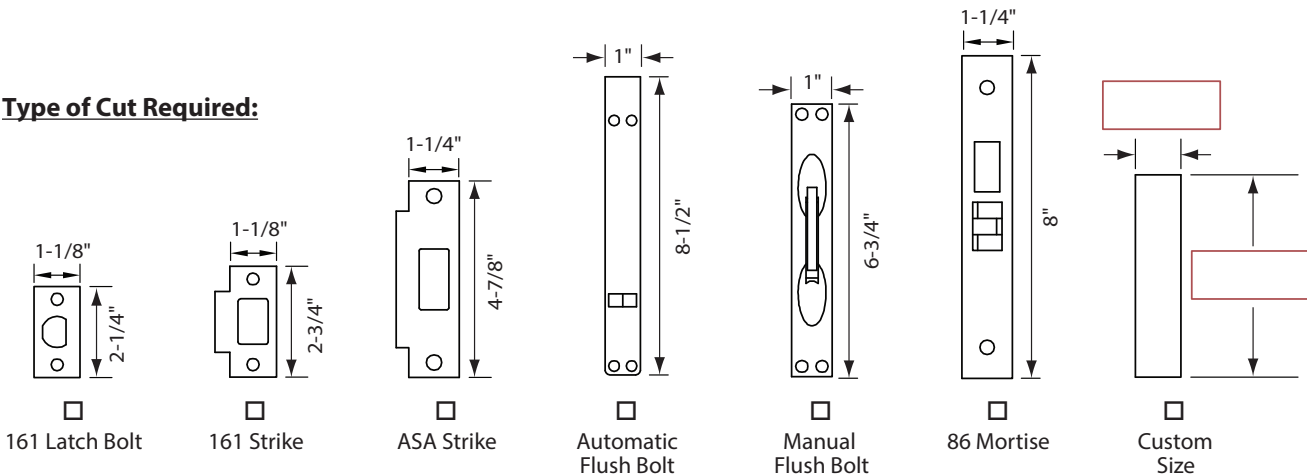
Size:

A = _____

B = _____

C = _____

D = _____

Door Thickness: _____

Type of Cut Required:


Contact: _____

Customer: _____

PO#: _____ Quote #: _____

 Finish: _____ **QUANTITY:** LH: _____ LHR: _____ RH: _____ RHR: _____

Approved By: _____ Date: _____

NOTE: Due to occasional product changes, please ensure your template is current by checking our website at www.burnsmfg.com or call us at 814-833-7428. Burns Mfg. is not responsible for obsolete template errors.

Date: 8/15 - Rev. 2